



Douglas County Fair Fine Arts Entrants:

FRAMING GUIDELINES - PREPARING FOR COMPETITION

Your participation in the Douglas County Fair Creative Arts is welcomed and very much appreciated. We do our best to ensure that your entries are handled with care, and stress that proper framing is the key to displaying your artwork in a safe and stable manner. The following guidelines will assist you with your submissions.



Pegboard hook on pegboard




*Top: D-rings with screw
Bottom: Screw-eye*



Flexible picture hanging wire

We use pegboard hooks on pegboards and metal grids to hang framed artwork. This method requires either two (2) D-rings and flexible picture hanging wire, or two (2) screw-eyes and flexible picture hanging wire, on the back frame of your piece to allow it to hang securely. Attaching


the screw-eyes or D-rings about 1/3 of the way down the frame is optimal placement.



STEP 1 - Insert D-rings or screw-eyes into frame



*STEP 2
Attach only flexible hanging wire between D-rings or screw-eyes. No string, no thread, no lace, etc.*



STEP 3 - Secure wire and test for tautness and hangability

Framing this way is required of all Amateur and Professional entries. If **Junior competitors** wish to frame their work, they must follow the same rules. If items are not hangable, they will not be accepted for submission. We do not provide any hanging hardware or framing materials.

* Please note - due to space limitations in our display area, artwork must be no larger than 1,296 square inches framed. This is the length x the width of the outside frame measurement. Example: 36" x 36" = 1,296 square inches.

UNACCEPTABLE ITEMS:

Any artwork using clip mounts, string, tape, sawtooth hangers, hook holders embedded in cardboard or wood backing, paper clips, cardboard loops, adhesive or velcro hooks, having missing wires, or any other unstable hanging hardware or framing materials.

JUNIOR ENTRIES

Junior entrants have 3 options for submitting their hanging artwork:

- #1 - Mount it directly onto mat board or heavy backing board;
- #2 - Mat their piece & securely attach it to a heavy backing board;
(No hanger is required for either of these methods, as we will provide binder clips to hang the artwork - see photos below)
- #3 - Frame their artwork following the Amateur and Professional guidelines shown here.



Binder clip holding Junior artwork mounted on mat board



Binder clip holding matted Junior artwork with backing board


Visit our website for more information on specific Fine Arts classes and updated guidelines at




DOUGLASCOUNTYFAIRANDRODEO.COM

Unacceptable materials to use when framing artwork


They do not work with our pegboard and hook hanger system for display purposes




CLIP MOUNTS



STRING & TAPE



**HOOK HOLDERS
IN CARDBOARD**



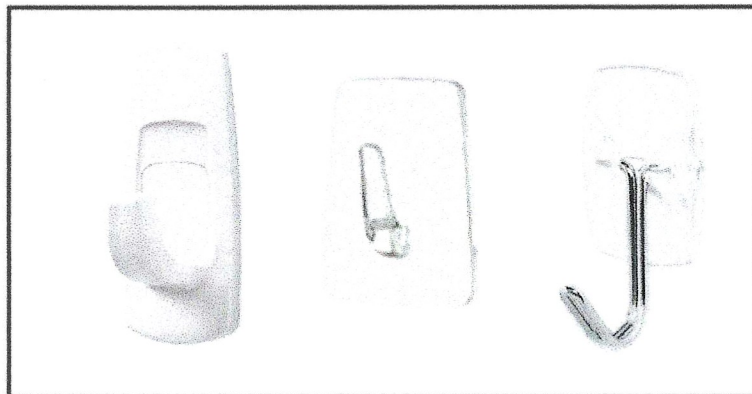
CARDBOARD LOOP



SAWTOOTH HANGER



PAPER CLIP



ADHESIVE OR VELCRO-TYPE HANGING HOOKS

Creative Arts Photography Guidelines

PHOTOGRAPHY GUIDELINES AND PREPARATION FOR COMPETITION

Your participation in the Douglas County Fair Creative Arts Photography is greatly appreciated. Douglas County will not provide any materials for matting. In order for your photo to be accepted to for judging, please abide by the below guidelines:

Photo Sizing

All photos must be printed in either **5x7 inches** OR **8x10 inches**. Any other size printed photos will not be accepted. The mat your photo is attached to must not exceed 11x14 inches in overall size. This does not apply to category **247**, "Story Telling" which allows for all sizes.

Acceptable Submissions






Photo: 5x7 
Matboard: 6x8 






Photo: 8x10 
Matboard: 11x13 

Unacceptable Submissions




Photo: 4x6 
Matboard: 6x8 






Photo: 8x10 
Matboard: 12x15 

Backing Material

All photos must have a backing they are affixed to, such as a matboard or construction paper. Photos can be taped to the front or the back of the matboard.

Photo Hanging

All Photos will be hung by the Photography Department using **Binder Clips**. Customary care will be taken in handling entries. Entries will be shown at the exhibitors own risk.

NO FRAMED PHOTOS WILL BE ACCEPTED.

Black Matboard



Black Construction Paper



Frame

